

36" X 12" X 16 GA (REPLACEABLE)

GALVANIZED STEEL DETECTABLE WARNING TILE

2.350 DOME SPACING

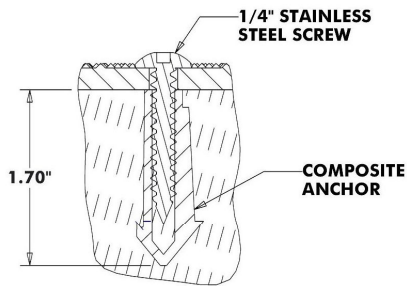
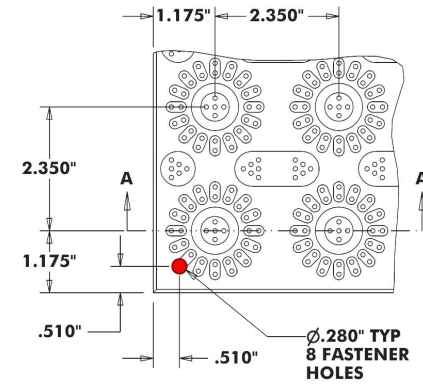
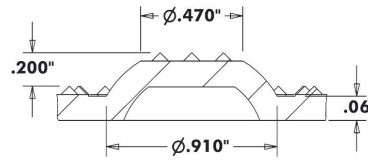
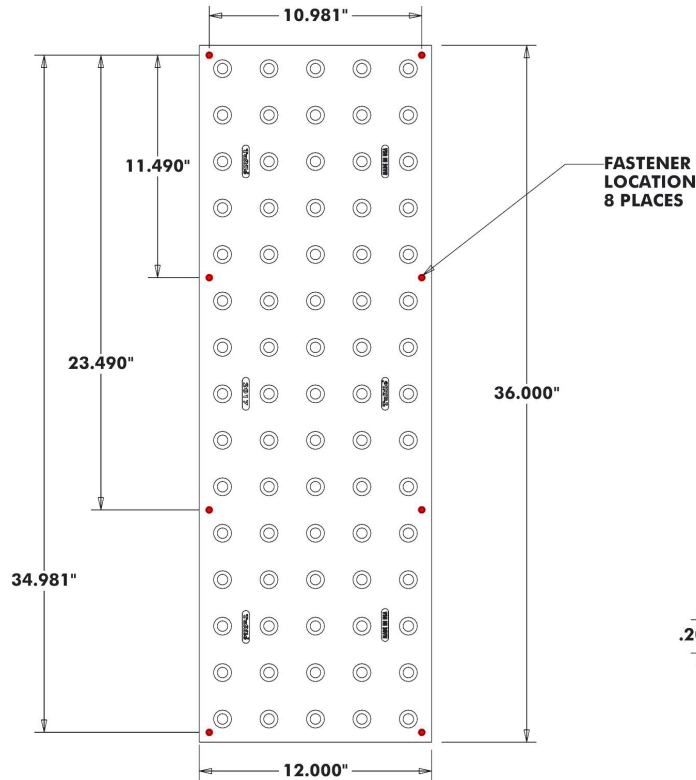
DRW NO	GV361216-XX-XXX	REVISED	GM	12-30-20
TOLERANCE	+/- 0.050	SCALE	REV	DATE

NOTES:

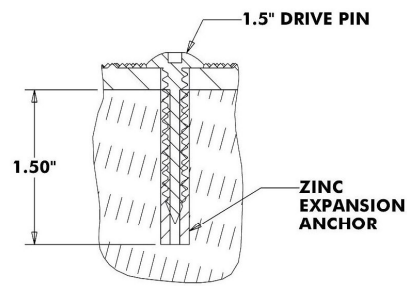
"XX" WS DESIGNATES WET SET

"XX" SA DESIGNATES SURFACE APPLIED

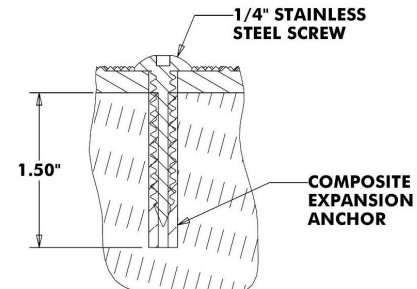
"XXX" DESIGNATES COLOR



WET SET ANCHOR DETAIL (FRESH CONCRETE)



EXPANSION ANCHOR DETAIL (HARDENED CONCRETE)



EXPANSION ANCHOR DETAIL (ASPHALT)

