

24" X 48" X 16 GA (REPLACEABLE)

GALVANIZED STEEL DETECTABLE WARNING TILE

2.350 DOME SPACING

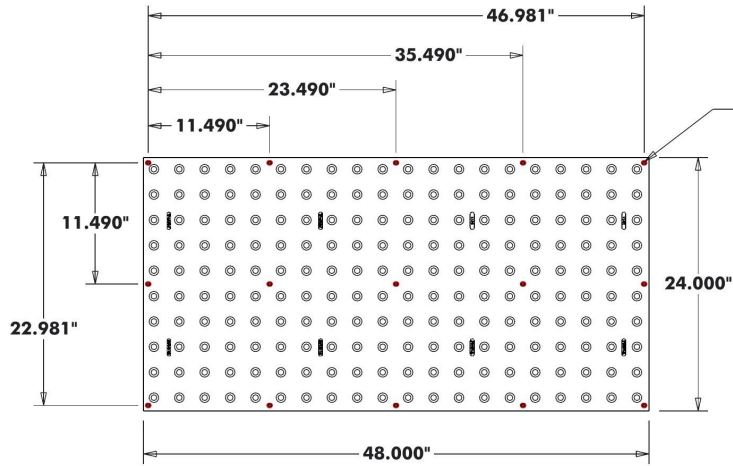
DRW NO	GV244816-XX-XXX	DRAWN	GM	DATE	12-30-20
TOLERANCE	+/- 0.050	SCALE		REV	2
				DATE	4-2-21

NOTES:

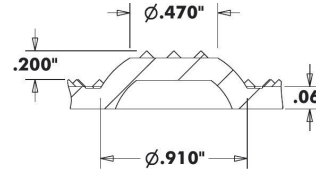
"XX" WS DESIGNATES WET SET

"XX" SA DESIGNATES SURFACE APPLIED

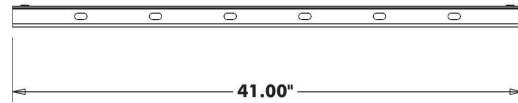
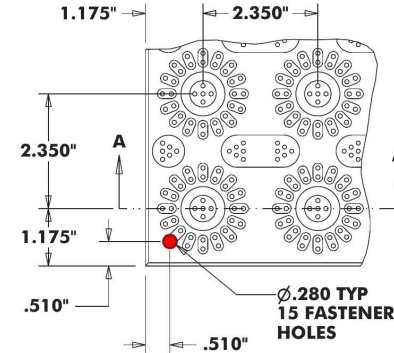
"XXX" DESIGNATES COLOR



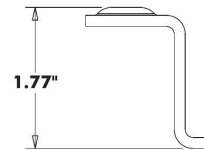
FASTENER LOCATION
15 PLACES



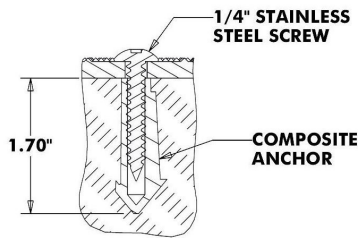
SECTION A-A



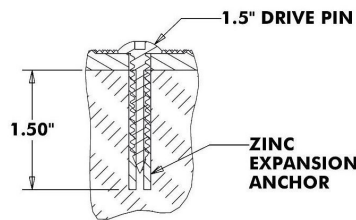
GV STEEL STIFFENER BAR
(WET SET - ONLY)



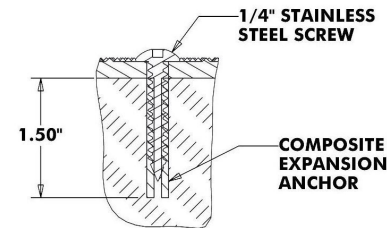
GV STEEL STIFFENER BAR
END VIEW



WET SET ANCHOR DETAIL
(FRESH CONCRETE)



EXPANSION ANCHOR DETAIL
(HARDENED CONCRETE)



EXPANSION ANCHOR DETAIL
(ASPHALT)

