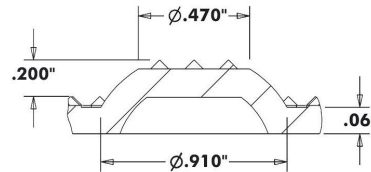
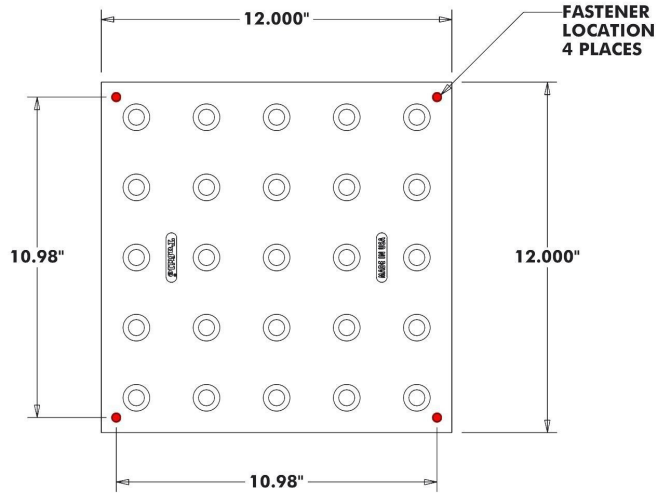


12" X 12" X 16 GA (REPLACEABLE)

GALVANIZED STEEL DETECTABLE WARNING TILE

2.350 DOME SPACING

DRW NO	GV121216-XX-XXX	DRAWN	GM	DATE	12-30-20
TOLERANCE	+/- 0.050	SCALE		REV	DATE



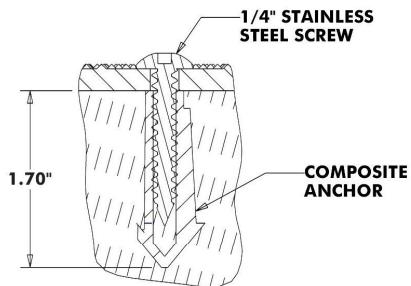
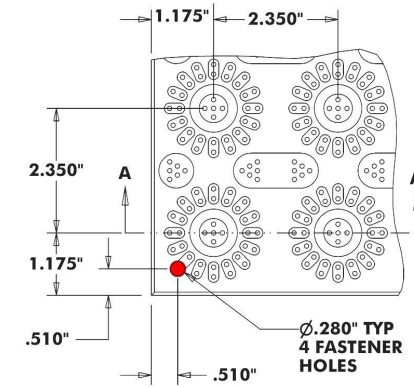
SECTION A-A

NOTES:

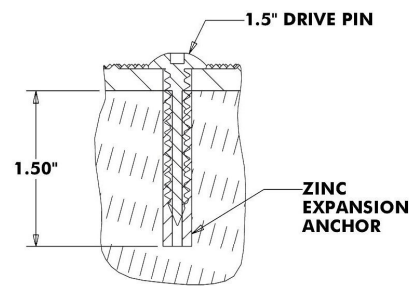
"XX" WS DESIGNATES WET SET

"XX" SA DESIGNATES SURFACE APPLIED

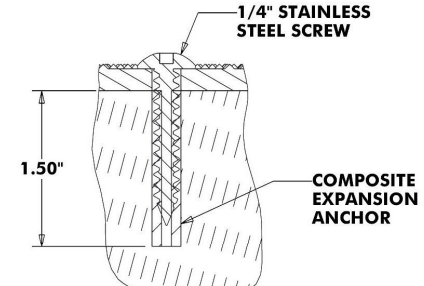
"XXX" DESIGNATES COLOR



WET SET ANCHOR DETAIL
(FRESH CONCRETE)



EXPANSION ANCHOR DETAIL
(HARDENED CONCRETE)



EXPANSION ANCHOR DETAIL
(ASPHALT)

